

Practical(ly) Dreaming



Instructors: Don't forget to make an Achievery account for each student! [Make your account for the Achievery in English](#) or [Make your Account for the Achievery in Spanish](#).

Objective: By the end of this lesson, your students should have some familiarity with options for continuing their education and planning their future.

Grade Span: OSY

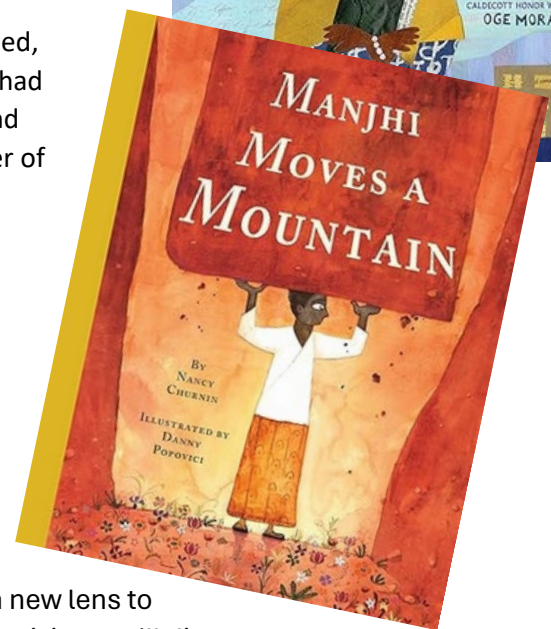
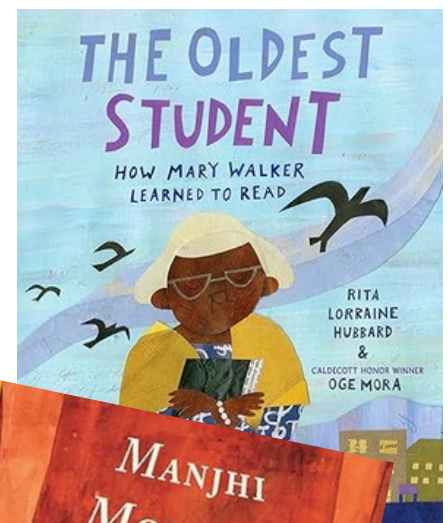
Subjects: ESL, Continuing Education

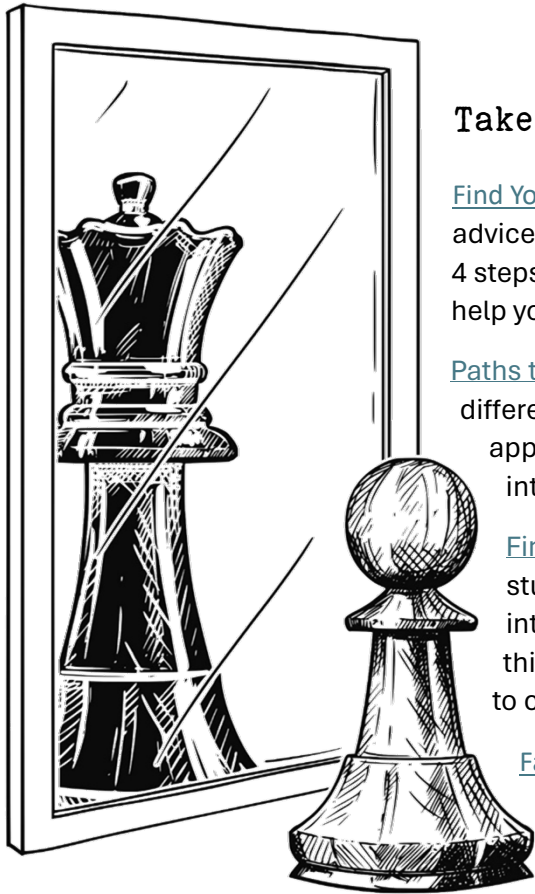
Lesson Introduction: Begin the discussion of grit, dreams, and determination with a read-aloud of [Manjhi Moves a Mountain](#) or a read-aloud of [The Oldest Student: How Mary Walker Learned to Read](#). Both are true stories. Dashrath Manjhi using nothing but a hammer and chisel, grit, determination, and twenty-two years, carved a path through the mountain separating his poor village from the nearby village with schools, markets, and a hospital.

In 1848, Mary Walker was born into slavery. At 15, she was freed, and by 20, she was married and had her first child. By 68, she had worked many jobs, including cooking, cleaning, babysitting, and selling sandwiches. At 114, she was the last remaining member of her family. And at 116, she learned to read.

Lesson: Sometimes we can get focused on what's happening here and now and forget to think about what lies ahead. In this lesson, students build ideas of what they might want and then look at some paths students can take to get there as they continue their education.

To put foundations under their 'castles in the air,' students need to know where they want to go. Explore Achievery lessons such as [You've Got Skills](#): We've all got skills—but sometimes, you need to look at your experiences through a new lens to understand just how many skills you actually have! In this activity, you'll discover your skills and plan to grow new skills in the future.





Take a closer look at yourself!

Find Your Interests: "Do what you love" sounds like brilliant advice...but how do you figure out what you love? To help, we've got 4 steps that will help figure out the things you like, plus activities to help you make goals and a plan to pursue them in your daily life.

Paths to Building New Skills: In this lesson, students research different options for their future—from a four-year college to apprenticeships—to see which path best aligns with their interests and can help them build the skills they need.

Finding Where Your Interests Intersect into your plans. Have students explore which careers lie at the intersection of their interests. In this lesson, students play DJ, and identify how the things they like and the things they believe in can get mashed up to create new options for their future.

Facing Challenges: How can your passions and interests merge into a future pathway? Follow along with three young people traveling as part of Roadtrip Nation's public TV series.

How to Follow a Creative Path. What kind of mindsets and

values can help you pursue a creative path in your life? In this lesson, you'll hear from the award-winning filmmaker and professional climber Jimmy Chin about how he got started, then make a creative project that helps you express the ideas he shares.

What if I didn't get a HS degree?

There are three major high school equivalency exams: the GED, the HiSET, and the TASC. There's also an alternative pathway to a high school diploma called the NEDP. Many are offered in several languages, including English, Spanish, French and Braille.

HiSET: Go to [HiSET.org](https://www.hiset.org) to find an Adult Education Programs that offer the HiSET. By taking the HiSET®, you can earn a state-issued high school equivalency credential allowing you to advance your career, join the military, begin a training program or continue your education. Affordability, accessibility and flexibility have made HiSET the nation's fastest-growing high school equivalency test.



HiSET Downloadable Resources: HiSET has worked with groups such as Khan Academy to create study materials and videos called [Tools for Success](#). Some resources, including practice tests, are available in English and Spanish.

Test-Guide: Access [these free practice tests](#) anytime to prepare for a HiSET exam.

HEP Program: The High School Equivalency Program (HEP) helps migratory and seasonal farmworkers (or immediate family members of such workers) who are 16 years of age or older and not currently enrolled in school to obtain the equivalent of a high school diploma and, subsequently, to gain employment or begin postsecondary education or training.

National External Diploma Program

(NEDP): NEDP is now totally remote! Adults show high school-level skills while completing a portfolio of life skills and academic tasks, anywhere they have access to the internet. The NEDP is a hands-on learning program that assesses the highschool-level skills of adults and out-of-school youth. The NEDP evaluates the reading, writing, math, and workforce readiness skills with real-world relevance. Find locations where it's offered [here](#).

CAMP Programs: Once you get your HiSET [check out more](#) about the CAMP program. You might qualify!



Plaza Comunitarias: Plaza Comunitaria is a program that offers a great opportunity for adults who have immigrated from Spanish-speaking countries to finish or begin their elementary and secondary education in Spanish. Plaza Comunitaria is sponsored by INEA (Instituto Nacional de Educación para Adultos. Search for one in your area. Catholic Charities or other organizations often offer them.

Catholic Charities Career Pathways Training Programs: Catholic Charities prepares, trains, and empowers people to achieve their professional and academic goals, as well as their goals in the labor and industrial sectors, especially in the private sector. Training programs differ according to location. Ex. [Catholic Charities NM](#) offers Heavy Machine Operation Program, CDL Program, and NM Roofing Apprenticeship Program. [The Diocese in Nashville](#) offers Production Specialists, Alterations Specialist, and Sewing Entrepreneurs pathways. [Catholic Charities of Fort Worth](#), offers an Employment Pathway.

Keep it going! Build on this lesson with additional resources, such as:

They can learn more about themselves as they explore their interests with the “Explore Your Interests” lesson series from Achievery (Gr 6-12). [Explore Your Interests: Food](#), [Explore Your Interests: Animals](#), [Explore Your Interests: Music](#), [Explore Your Interests: Public Service](#), [Explore Your Interests: Movies](#), [Explore Your Interests: Being Outdoors](#), [Explore Your Interests: Sustainability](#), [Explore Your Interests: The Ocean](#), [Explore Your Interests: Theater](#), and [Explore Your Interests: Gaming](#).